



Coral Sea View

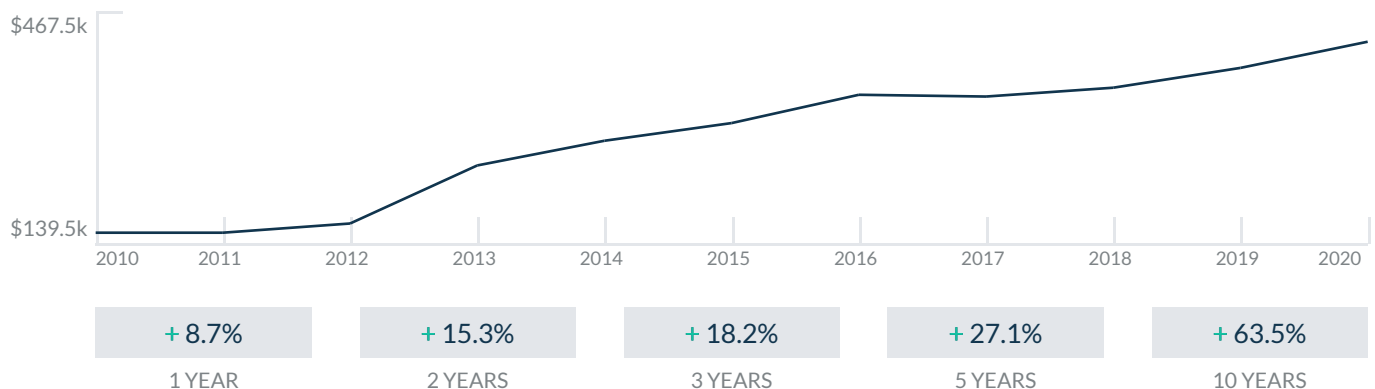
1401 SW 22nd St
Miami, FL 33145

Every month we compile this comprehensive market report focus on Coral Sea View in this convenient and easy to read format. Our datas comes from more than six different sources including MLS Associations, County Offices and Financial Institutions. Get this report for free every month on our website coralseaview.com.

Property Stats

POSTAL CODE 33145

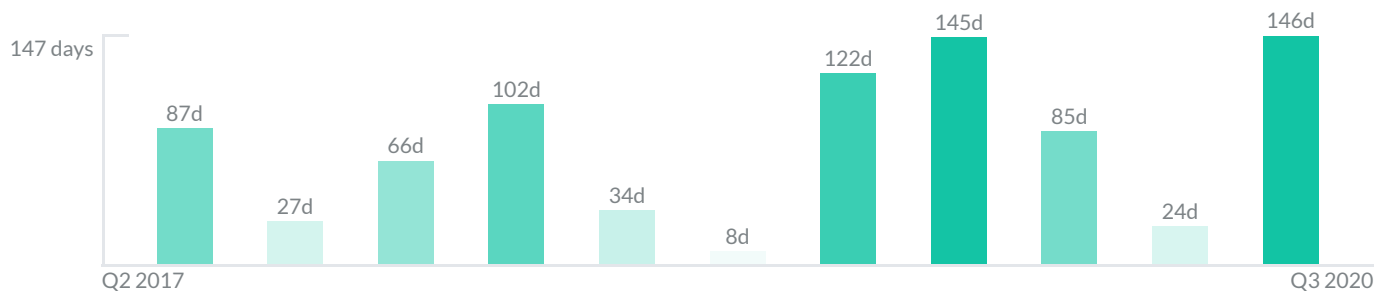
The property stats graph represents the median price evolution since ten years in your postal code area.



Similar Properties

DAYS ON THE MARKET

Everyday 3 months we monitor how many days it takes for similar properties to be sold. This is also a good indicator to know when to buy or sale!



Mortgage Rates

PER YEAR

Understanding mortgage economics is important when you want to buy with a loan. Below is the historical yearly average mortgage rates in the Unites States retrieved from Freddie Mac©

30 YEARS FIXED 4.4%



15 YEARS FIXED 3.9%



5/1-YEAR ADJUSTABLE 3.9%



Schools

CLOSEST

Having good schools nearby is important if you have kids or plan to rent or sell your home. Ratings are retrieved from the leading independent and nonprofit GreatSchools©

| ELEMENTARY SCHOOL | MIDDLE SCHOOL | HIGH SCHOOL |
|-----------------------------|---|-------------------------------------|
| Alpha Charter Of Excellence | International Studies Charter Middle School | Charter High School Of The Americas |
| 1/10 | 10/10 | 10/10 |

Insights

IN CORAL SEA VIEW

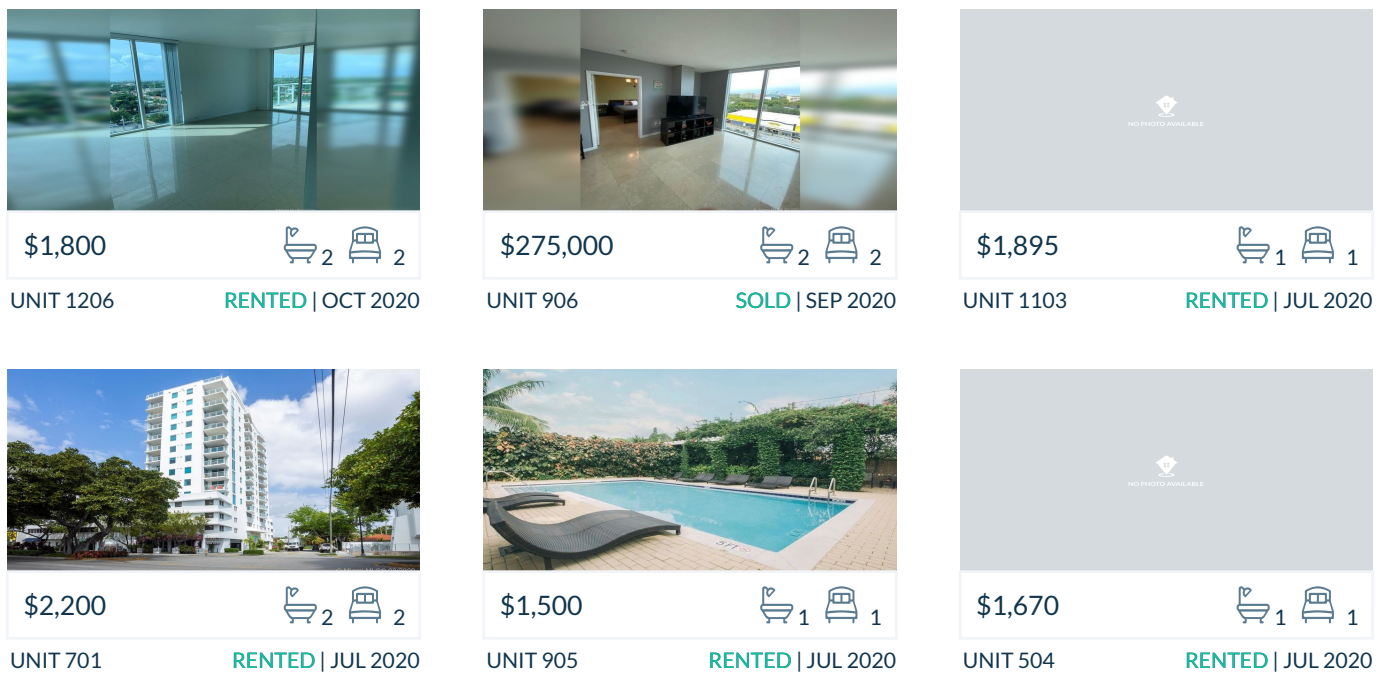
Below the average listing prices of available unit per property type.



Activity

SOLD OR RENTED

Below the latest transactions reported by the local MLS Association for Coral Sea View



Sold

LAST 20 PROPERTIES SOLD IN CORAL SEA VIEW

| Unit | Price | Beds/Baths | \$/Sqft | Sqft | Buying Date | Days on Market |
|------|-----------|------------|---------|-------|-------------|----------------|
| 906 | \$275,000 | 2/2 | \$307.6 | 894 | Sep 2020 | 146 |
| 1205 | \$218,500 | 1/1 | \$299.3 | 730 | Mar 2020 | 24 |
| N/A | \$110,000 | 0/0 | N/A | N/A | Dec 2019 | 85 |
| 1501 | \$330,000 | 2/2 | \$315.5 | 1,046 | Sep 2019 | 145 |
| N/A | \$1,200 | 1/1 | \$3.0 | 400 | Jun 2019 | 19 |
| B103 | \$265,000 | 2/2 | \$254.3 | 1,042 | May 2019 | 9 |
| 505 | \$255,000 | 1/1 | \$349.3 | 730 | Apr 2019 | 68 |
| PH-2 | \$590,000 | 2/3 | \$360.9 | 1,635 | Apr 2019 | 391 |
| 3541 | \$695,000 | 3/4 | \$290.2 | 2,395 | Nov 2018 | 8 |
| 3433 | \$639,000 | 3/4 | \$220.3 | 2,900 | Sep 2018 | 37 |
| 1101 | \$325,000 | 2/2 | \$310.7 | 1,046 | Jul 2018 | 30 |
| 801 | \$339,900 | 2/2 | \$325.0 | 1,046 | May 2018 | 102 |
| 905 | \$1,599 | 1/1 | \$2.2 | 730 | Dec 2017 | 66 |
| 1402 | \$349,000 | 2/2 | \$333.7 | 1,046 | Jul 2017 | 27 |
| 1402 | \$349,000 | 2/2 | \$333.7 | 1,046 | Jul 2017 | 27 |
| 706 | \$319,900 | 2/2 | \$307.0 | 1,042 | May 2017 | 87 |
| 1504 | \$280,000 | 1/1 | \$386.7 | 724 | Jul 2016 | 279 |
| 1104 | \$249,000 | 1/1 | \$343.9 | 724 | Jun 2016 | 28 |
| 1104 | \$249,000 | 1/1 | \$343.9 | 724 | Jun 2016 | 28 |
| 1540 | \$699,000 | 4/3 | \$260.7 | 2,681 | Jun 2016 | 112 |

Rented

LAST 20 PROPERTIES RENTED IN CORAL SEA VIEW

| Unit | Price | Beds/Baths | \$/Sqft | Sqft | Rented Date | Days on Market |
|------|---------|------------|---------|-------|-------------|----------------|
| 1206 | \$1,800 | 2/2 | \$2.0 | 894 | Oct 2020 | 21 |
| 1103 | \$1,895 | 1/1 | \$2.7 | 714 | Jul 2020 | 15 |
| 701 | \$2,200 | 2/2 | \$2.1 | 1,046 | Jun 2020 | 101 |
| 905 | \$1,500 | 1/1 | \$2.1 | 730 | Jun 2020 | 25 |
| 504 | \$1,670 | 1/1 | \$2.3 | 724 | Jun 2020 | 45 |
| 1105 | \$1,600 | 1/1 | \$2.2 | 730 | Mar 2020 | 80 |
| 1203 | \$1,650 | 1/1 | \$2.3 | 714 | Mar 2020 | 71 |
| - | \$2,450 | 3/3 | \$1.2 | 1,968 | Jan 2020 | 135 |
| N/A | \$1,900 | 2/1 | \$2.1 | 912 | Jan 2020 | 130 |
| N/A | \$2,475 | 3/2 | \$1.7 | 1,500 | Jan 2020 | 97 |
| N/A | \$3,700 | 3/2 | \$1.8 | 2,040 | Dec 2019 | 58 |
| 1206 | \$1,850 | 2/2 | \$2.1 | 894 | Nov 2019 | 40 |
| N/A | \$2,650 | 4/2 | \$1.7 | 1,560 | Nov 2019 | 116 |
| N/A | \$1,990 | 2/1 | \$0.9 | 2,177 | Oct 2019 | 49 |
| N/A | \$3,000 | 3/3 | \$1.4 | 2,125 | Sep 2019 | 20 |
| 1 | \$1,750 | 2/2 | \$2.1 | 850 | Aug 2019 | 72 |
| S1 | \$1,250 | 1/1 | \$2.5 | 508 | Aug 2019 | 28 |
| 1 | \$1,200 | 1/1 | N/A | N/A | Aug 2019 | 10 |
| 9 | \$1,400 | 2/1 | \$2.3 | 600 | Aug 2019 | 7 |
| 806 | \$1,900 | 2/2 | \$2.1 | 894 | Aug 2019 | 69 |

Currently Listed

ACTIVE LISTINGS 1/1

| Unit | Price | Beds/Baths | \$/Sqft | Sqft | Listing Date | Owner |
|------|-------------|------------|---------|------|--------------|------------------|
| N/A | \$1,900/mth | 2/1 | \$0.9 | 2016 | May 2019 | N/A |
| 603 | \$1,650/mth | 1/1 | \$2.3 | 714 | Sep 2020 | ROSA MARTI... |
| 605 | \$1,700/mth | 1/1 | \$2.3 | 730 | Sep 2020 | N/A |
| 804 | \$1,800/mth | 1/1 | \$2.5 | 724 | Oct 2020 | |
| 903 | \$1,850/mth | 1/1 | \$2.6 | 714 | Sep 2020 | CRISTIAN E LE... |
| 903 | \$1,800/mth | 1/1 | \$2.5 | 714 | Sep 2020 | N/A |
| 903 | \$1,800/mth | 1/1 | \$2.5 | 714 | Oct 2020 | CRISTIAN E LE... |
| 1204 | \$280,000 | 1/1 | \$386.7 | 724 | Oct 2020 | JORGE LUIS G... |
| 1405 | \$1,700/mth | 1/1 | \$2.3 | 730 | Oct 2020 | N/A |
| 1505 | \$1,800 | 1/1 | \$2.5 | 730 | Sep 2020 | JUAN E SANC... |