



Coral Sea View

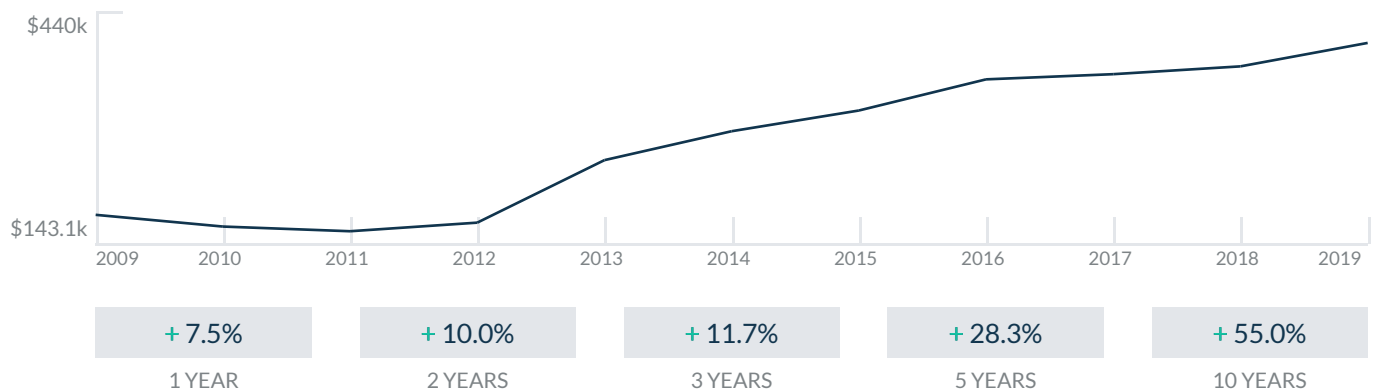
1401 SW 22nd St
Miami, FL 33145

Every month we compile this comprehensive market report focus on Coral Sea View in this convenient and easy to read format. Our datas comes from more than six different sources including MLS Associations, County Offices and Financial Institutions. Get this report for free every month on our website coralseaview.com.

Property Stats

POSTAL CODE 33145

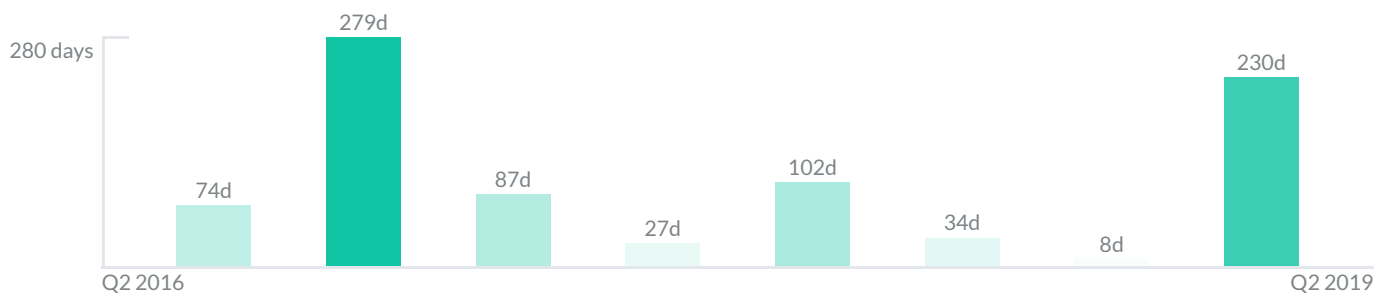
The property stats graph represents the median price evolution since ten years in your postal code area.



Similar Properties

DAYS ON THE MARKET

Everyday 3 months we monitor how many days it takes for similar properties to be sold. This is also a good indicator to know when to buy or sale!

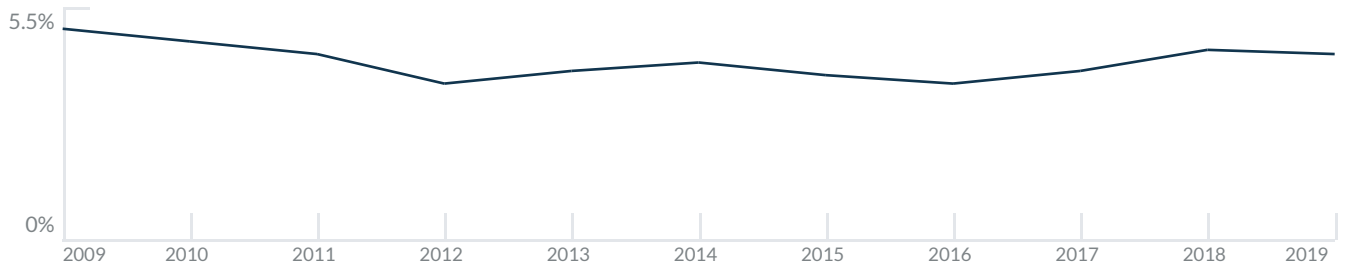


Mortgage Rates

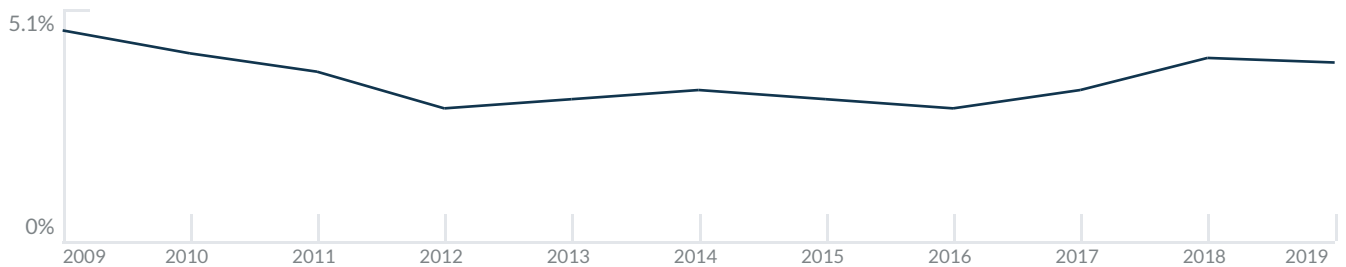
PER YEAR

Understanding mortgage economics is important when you want to buy with a loan. Below is the historical yearly average mortgage rates in the United States retrieved from Freddie Mac©

30 YEARS FIXED 4.4%



15 YEARS FIXED 3.9%



5/1-YEAR ADJUSTABLE 3.9%



Schools

CLOSEST

Having good schools nearby is important if you have kids or plan to rent or sell your home. Ratings are retrieved from the leading independent and nonprofit GreatSchools©

ELEMENTARY SCHOOL	MIDDLE SCHOOL	HIGH SCHOOL
Alpha Charter Of Excellence	International Studies Charter Middle School	Charter High School Of The Americas
1/10	10/10	10/10

Insights

IN CORAL SEA VIEW

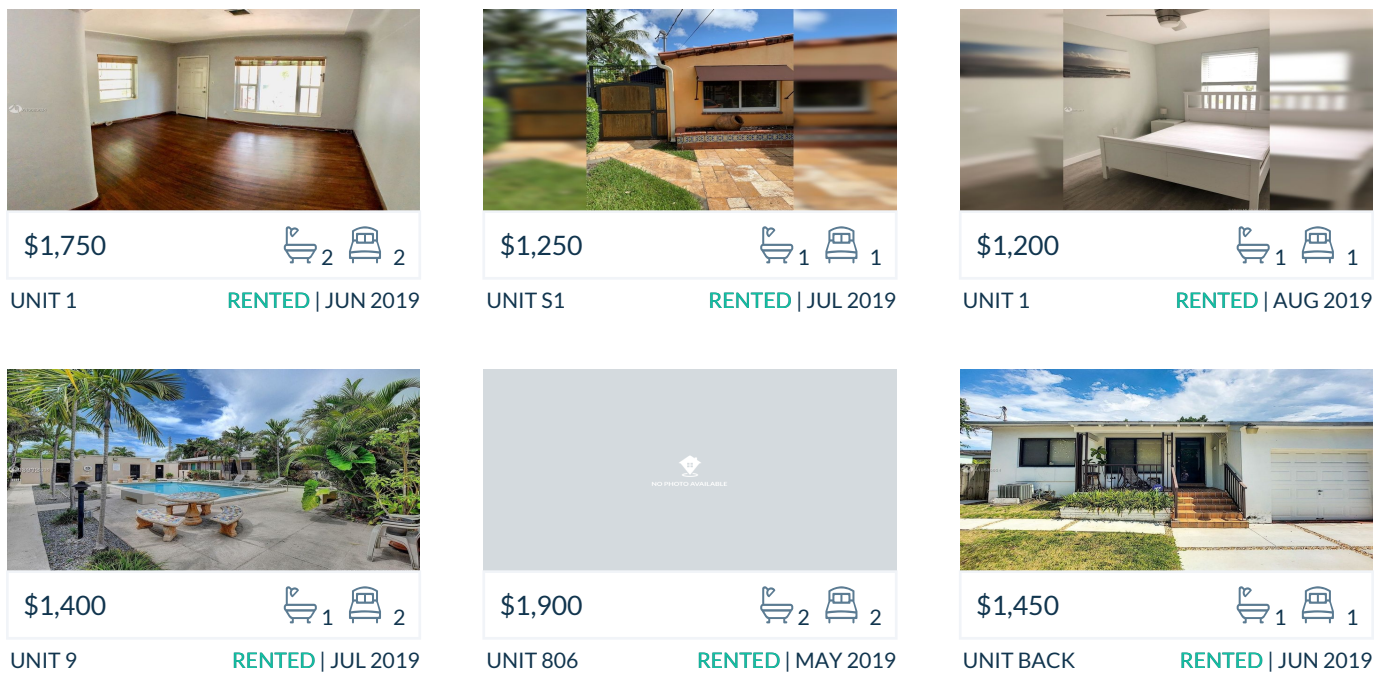
Below the average listing prices of available unit per property type.



Activity

SOLD OR RENTED

Below the latest transactions reported by the local MLS Association for Coral Sea View



Sold

LAST 20 PROPERTIES SOLD IN CORAL SEA VIEW

Unit	Price	Beds/Baths	\$/Sqft	Sqft	Buying Date	Days on Market
505	\$255,000	1/1	\$349.3	730	Apr 2019	68
PH-2	\$590,000	2/2	\$360.9	1,635	Apr 2019	391
3541	\$695,000	3/3	\$290.2	2,395	Nov 2018	8
3433	\$639,000	3/3	\$220.3	2,900	Sep 2018	37
1101	\$325,000	2/2	\$310.7	1,046	Jul 2018	30
801	\$339,900	2/2	\$325.0	1,046	May 2018	102
1402	\$349,000	2/2	\$333.7	1,046	Jul 2017	27
706	\$319,900	2/2	\$307.0	1,042	May 2017	87
1504	\$280,000	1/1	\$386.7	724	Jul 2016	279
1104	\$249,000	1/1	\$343.9	724	Jun 2016	28
1540	\$699,000	4/3	\$260.7	2,681	Jun 2016	112
606	\$320,000	2/2	\$357.9	894	May 2016	107
601	\$315,000	2/2	\$301.1	1,046	May 2016	48
902	\$318,000	2/2	\$304.0	1,046	Apr 2015	44
1204	\$250,000	1/1	\$345.3	724	Feb 2015	19
1102	\$325,000	2/2	\$310.7	1,046	Jan 2015	115
904	\$245,000	1/1	\$338.4	724	Dec 2014	21
906	\$269,900	1/2	\$301.9	894	Dec 2014	114
804	\$239,000	1/1	\$330.1	724	Nov 2014	64
7	\$139,900	1/1	\$261.5	535	May 2014	43

Rented

LAST 20 PROPERTIES RENTED IN CORAL SEA VIEW

Unit	Price	Beds/Baths	\$/Sqft	Sqft	Rented Date	Days on Market
1	\$1,750	2/2	\$2.1	850	Aug 2019	72
S1	\$1,250	1/1	\$2.5	508	Aug 2019	28
1	\$1,200	1/1	N/A	N/A	Aug 2019	10
9	\$1,400	2/1	\$2.3	600	Aug 2019	7
806	\$1,900	2/2	\$2.1	894	Aug 2019	69
Back	\$1,450	1/1	\$0.8	1,826	Jul 2019	37
N/A	\$2,600	2/1	\$2.2	1,167	Jul 2019	52
N/A	\$1,600	2/1	\$1.6	1,000	Jul 2019	21
Side	\$1,100	0/1	\$0.6	1,826	Jul 2019	20
2	\$2,000	2/2	\$0.7	2,804	Jun 2019	23
N/A	\$1,400	1/1	\$2.0	700	Jun 2019	14
8	\$1,300	1/1	N/A	N/A	Jun 2019	2
12	\$1,450	1/1	\$2.0	738	Jun 2019	11
N/A	\$7,395	4/3	\$2.9	2,550	May 2019	6
803	\$1,750	1/1	\$2.5	714	May 2019	42
3685	\$2,400	4/3	\$1.7	1,440	Apr 2019	30
Rear	\$1,950	2/1	\$2.4	815	Apr 2019	10
1212	\$1,299	1/1	\$1.2	1,092	Mar 2019	7
504	\$1,670	1/1	\$2.3	724	Feb 2019	115
1403	\$1,780	1/1	\$2.5	714	Feb 2019	63

Currently Listed

ACTIVE LISTINGS 1/1

Unit	Price	Beds/Baths	\$/Sqft	Sqft	Listing Date	Owner
N/A	\$2,100/mth	2/1	\$1.0	2016	May 2019	N/A
A	\$789,900	3/3	N/A	N/A	Feb 2018	N/A
N/A	\$2,000/mth	2/1	\$0.8	2394	Jun 2019	N/A
N/A	\$7,850/mth	4/4	\$2.6	3000	Jun 2019	N/A
N/A	\$2,650/mth	4/2	\$1.7	1560	Jul 2019	N/A
N/A	\$5,150/mth	3/2	\$2.7	1889	Aug 2019	N/A
N/A	\$4,500/mth	3/2	\$2.2	2040	Aug 2019	N/A
N/A	\$3,000/mth	3/3	\$1.4	2125	Aug 2019	N/A
N/A	\$1,990/mth	2/1	\$0.9	2177	Aug 2019	N/A
A	\$280,000	3/3	\$168.1	1666	Aug 2019	N/A
1	\$850,000	3/3	\$292.9	2902	May 2019	N/A
1	\$2,900/mth	3/3	\$1.0	2804	Jun 2019	N/A
2	\$2,000/mth	1/1	\$2.7	750	Jul 2019	N/A
7	\$228,700	1/1	\$427.5	535	Aug 2019	N/A
1506	\$295,000	1/2	\$330.0	894	Mar 2018	MICHAEL COL...